


Swivel Work Chair Dynamic PU








- Adjustment options
 - Seat height
 - Seat angle
 - Seat depth
 - Backrest height– Synchronous technology (synchronous movement of backrest and seat)
 - Weight regulation

 Assembly instructions

- Area of application
 - Mechanical production

Product description

	<p>The product complies with the safety rules and ergonomic requirements for swivel work chairs used in production as defined in DIN 68877</p>
	<p>This product complies with the requirements of the German Equipment and Product Safety Act (GPSG)</p>
	<p>Seat height Seat depth Seat incline Backrest height</p>
	<p>Permanent contact backrest Synchronous movement of backrest and seat Weight regulation for individual adjustment to body weight</p>
	<p>Washable seat and backrest upholstery</p>

[Ordering guide](#)

[Healthy seating](#)

Technical data

		kg
3842546762	Seat and backrest: PU foam; black, full-surface weave with honeycomb effect Star chair base: steel	120
3842546763	Roller: soft PP; suitable for hard industrial flooring	

Accessories



Accessories, Swivel Work Chairs

- Foot support
- Circular footrest
- Armrests

Ordering codes

	Design	Seat height	No.
		mm	
Swivel work chair Dynamic PU low	Caster	460 ... 610	3842546762
Swivel work chair Dynamic PU high	Slider	580 ... 820	3842546763